

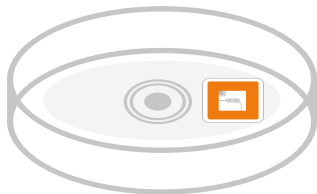


RI Witness™

The only option for 24/7 security

**CooperSurgical**  
Fertility and Genomic Solutions

# The ultimate safeguard



## How does it work?

Self-adhesive Radio Frequency ID (RFID) tags on all lab plasticware are detected by readers in every work area. Thanks to this, a complete picture of what happens in the lab is possible.

## Is it safe?

Radio waves have been proven safe for in vitro procedures and embryos.\*  
RI Witness has been used clinically for more than 10 years.

\*Research Instruments Ltd. (2005). Test Report on Mouse testing of RFID Tagging System "IVF Witness".  
Certificate of Analysis (Ectors, FJ, August 2005, GIGA Université de Liège, Belgium)  
Certificate of Calibration (Wragge-Morley, B. ETC, UK, May 2005)  
Certificate of Analysis (Pearce, J, May 2007, Embryotech, Wilmington USA)

# Radio Frequency ID (RFID)

Reads between the lines

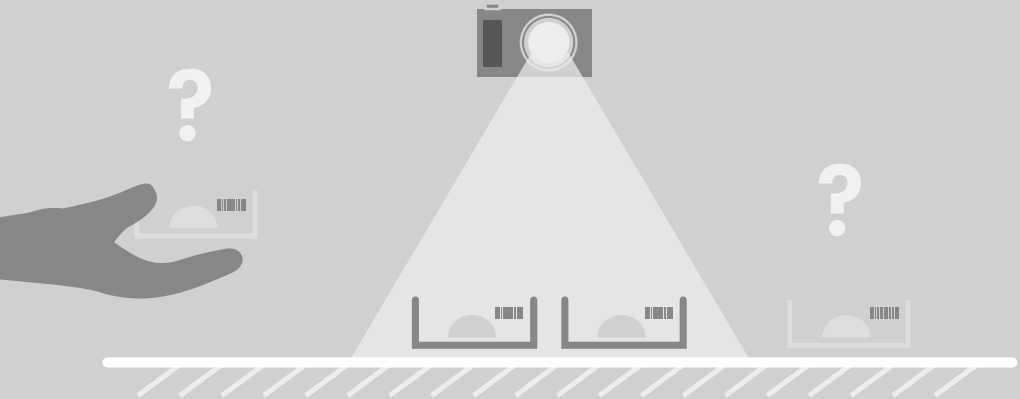


RI Witness uses RFID technology instead of barcodes to constantly safeguard the IVF process, from start to finish. Only RI Witness can monitor every procedure with no workflow interruptions.

# Multiple dishes

---

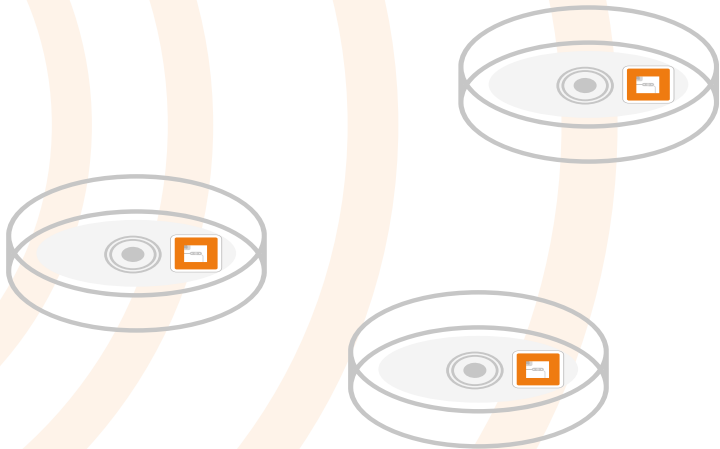
Barcodes need to read each dish, lined up or individually side by side in the line of sight for the scanner to verify that they are compatible. Samples will need to be taken out of the work area to be checked, which can be disruptive.



# Multiple dishes

---

RI Witness reads all dishes simultaneously and automatically allowing the operator to work uninterrupted.



# Recording activity

---

Barcode security relies on the operator remembering to do checks.  
In fact, a procedure can be performed without the activity being  
logged in the system, no alert or action will be instigated.  
The IVF cycle's security could be compromised.



# Recording activity

---

RI Witness monitors the work area under the microscope constantly. Giving **24/7** protection, a check cannot be unintentionally overlooked.



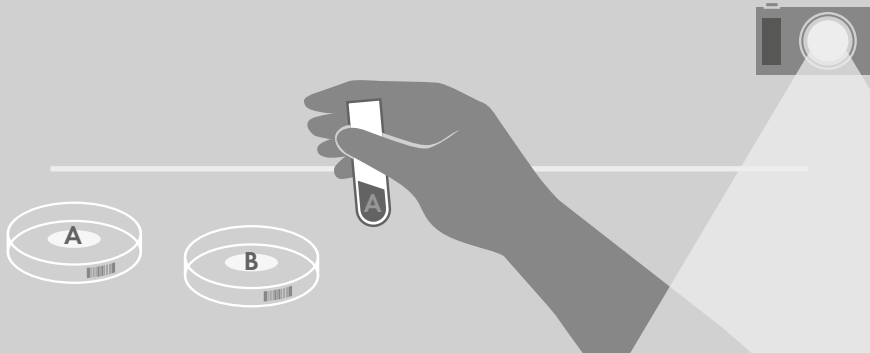
# Mismatch

---

Using a manual or barcode system two unrelated samples can be in the same work area, and may even be manipulated, without the operator being aware that the samples are incompatible.

Perceptual blindness, tiredness, involuntary automaticity, \* ambiguous accountability, conscious automaticity and interrupted workflow can all lead to potential mistakes.

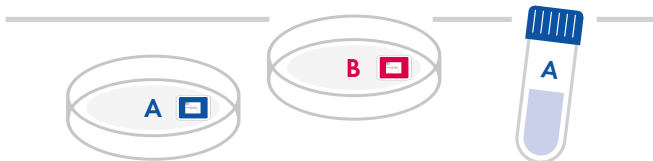
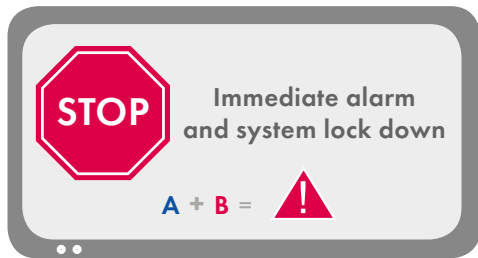
\*Toft & Mascie-Taylor, 2005; Toft & Gooderman, 2009





# Mismatch

RI Witness will alert the operator immediately, **before** samples are manipulated, if incompatible samples are in the same work area. This allows corrective action to be taken while the security of the sample is intact.

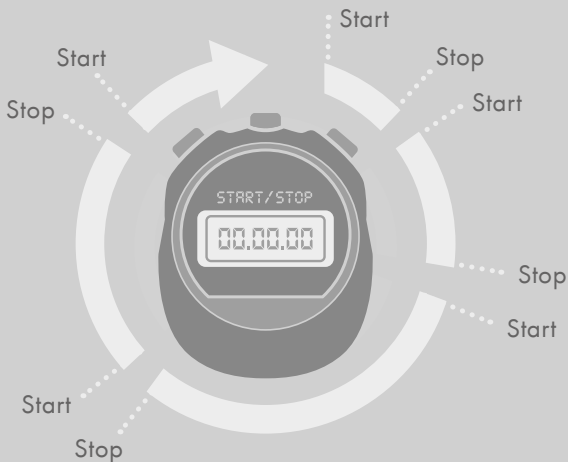


# Workflow

---

Human and barcode witnessing only gives a snapshot of activity at certain times in the cycle. Therefore, only specific moments in the IVF cycle are logged.

Workflow can be interrupted to make checks, taking up valuable time.



# Workflow

---

Using RI Witness, samples experience minimal time outside the incubator due to smoother operations and no extra steps.

Continuous **24/7** monitoring



# Testimonials

---

“ RI Witness’s electronic verification reinforces adherence to Standard Operating Procedures and validation of chain of custody for all samples in the IVF process. It provides peace of mind for the practice and the patient.”

**Jim Kontio**

Lab Coordinator and Senior Embryologist  
at Southern Illinois University School of Medicine

© CooperSurgical, Inc. All rights reserved • Order No. CE 60010312 • Version 3-ROW: October 24, 2018.  
All information correct at time of print. Specifications are subject to change without notice or obligation on the part of the manufacturer.

---

**CooperSurgical**

Fertility and Genomic Solutions