

Patient Guide

---

# PGT-A with CooperSurgical®



CooperSurgical®  
Fertility Solutions

# What is PGT-A testing?

## Preimplantation Genetic Testing for Aneuploidies (PGT-A)

PGT-A is a genetic test performed on cells taken from embryos produced through IVF. PGT-A can give information about the genetic health of your embryos to help your care team select an embryo for transfer that may improve your chances of achieving a successful pregnancy.

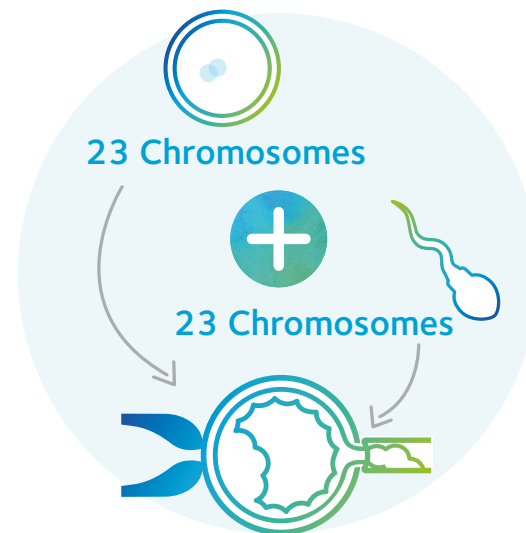
Chromosomes are structures made of protein and DNA that carry genetic information from the sperm and egg to the embryo.

A chromosomally normal, or euploid, embryo contains 23 pairs of chromosomes amounting to 46 in total; 23 chromosomes come from the egg and 23 from the sperm. When an embryo doesn't have the correct number of chromosomes, it is called aneuploid.

A euploid embryo is much more likely to result in successful implantation and the birth of a baby.<sup>1</sup>

### How the PGT-A process works

- 1 A few cells are collected from your embryo while it remains in the care of your IVF center
- 2 The cells from your embryo undergo analysis at one of our PGT-A testing laboratories



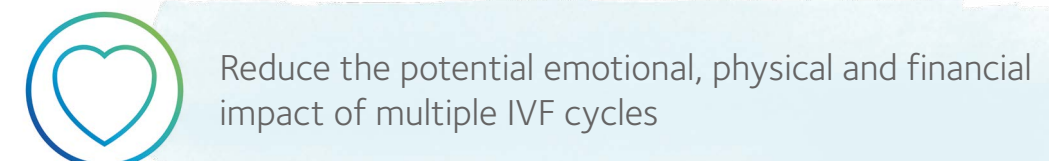
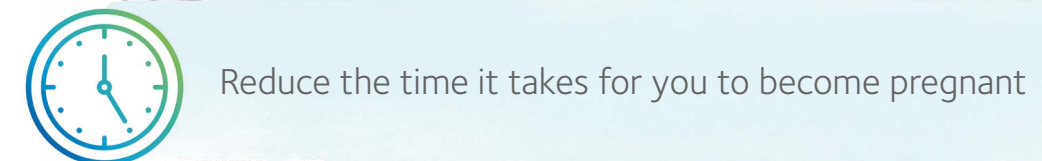
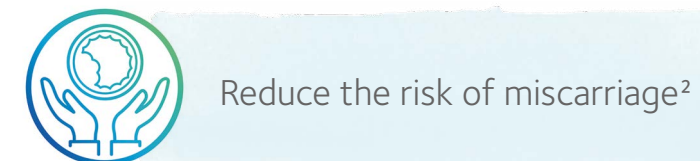
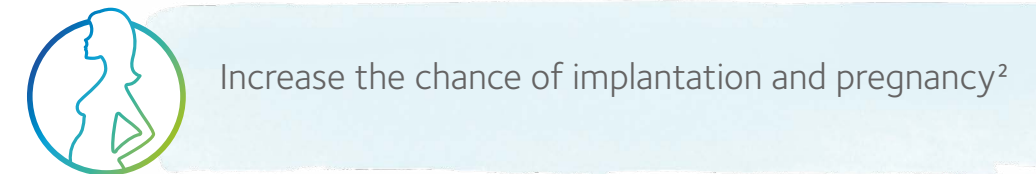
- 3 A report is sent to your clinician
- 4 Based on the results, your clinician will help guide your transfer decision



# Is PGT-A testing for me?

PGT-A can benefit many IVF patients

### Research has shown PGT-A can:



“ We wanted to have the best chance to avoid transferring embryos that could lead to miscarriage or severe birth defects. Each failed transfer would have had a significant financial impact. ”

Caitie (A CooperSurgical PGT-A patient)

1. Tieg AW et al., A multicenter, prospective, blinded, nonselection study evaluating the predictive value of an aneuploid diagnosis using a targeted next-generation sequencing-based preimplantation genetic testing for aneuploidy assay and impact of biopsy. Fertil Steril. 2021 Mar;115(3):627-637

2. Buldo-Licciardi, J., Large, M.J., McCulloh, D.H. et al. Utilization of standardized preimplantation genetic testing for aneuploidy (PGT-A) via artificial intelligence (AI) technology is correlated with improved pregnancy outcomes in single thawed euploid embryo transfer (STEET) cycles. J Assist Reprod Genet (2023).


# What does the PGT-A data tell us?

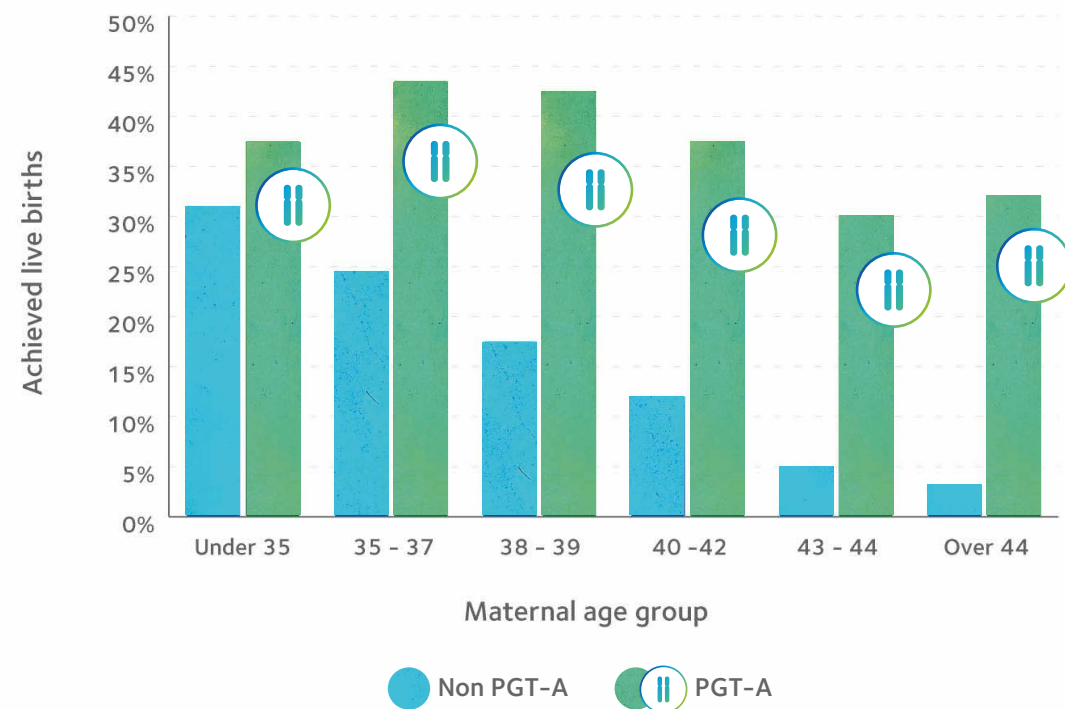
The number of euploid embryos decreases with age

All patients are at risk of producing aneuploid embryos. As women age, the potential for aneuploid embryos increases. PGT-A can help families increase their chances of a successful pregnancy.

A retrospective study that investigated 2,464 IVF cycles showed PGT-A significantly improved the live birth rates per embryo transfer for patients of all ages.<sup>3</sup>

Live births are increased across all age groups with PGT-A versus non-PGT-A users.

 Live births are increased across all age groups with PGT-A versus non-PGT-A users



Percentage of live births per embryo transferred with and without PGT-A. Data reached statistical significance.

# How is our PGT-A test different?

CooperSurgical® uses artificial intelligence (PGTai® Platform) to analyze your embryo data

## How our test works

Our artificial intelligence platform's algorithm is based on thousands of embryos that resulted in healthy live births. This means the chromosomal status of your embryo is checked against the data taken from these embryos, improving the accuracy of our test.

## How the PGTai® Platform benefits you compared to other PGT-A technology



**1** Has been shown to increase ongoing pregnancy and live birth rates<sup>2</sup>



**2** Biochemical pregnancy loss rates and spontaneous abortion reduced<sup>2</sup>



**3** More euploid embryos available for transfer<sup>4</sup>

4. CooperSurgical Internal Data



3. Sanders KD, Silvestri G, Gordon T, Griffin DK. Analysis of IVF live birth outcomes with and without preimplantation genetic testing for aneuploidy (PGT-A): UK Human Fertilisation and Embryology Authority data collection 2016-2018. J Assist Reprod Genet. 2021 Dec;38(12):3277-3285. doi: 10.1007/s10815-021-02349-0. Epub 2021 Nov 12. PMID: 34766235; PMCID: PMC8666405.

# Improving patient outcomes

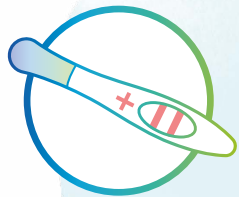
PGTai® Platform significantly increases ongoing pregnancy and live birth rates

A study investigated outcomes from almost 25,000 IVF embryos using our PGTai technology compared to standard technology (without AI).<sup>2</sup>

## Study results



Ongoing pregnancy and live birth rates **increased** by **>13%**<sup>2</sup>



Biochemical pregnancy loss rates were **reduced** by **>60%**<sup>2</sup>

“We chose to have PGT-A testing with CooperSurgical to find out more about our embryos and to be able to make a better decision with all the information possible.”

**Rumman (A CooperSurgical PGT-A patient)**

# Supporting you

Helping you understand your results

Between our global team of qualified genetic counselors and our customer service representatives, we offer tailored and individual support to guide you through the PGT-A testing process.

You can head to our **patient website** to read our patient blog, meet our global team of genetic counselors, or learn more about our other genetic tests.



## What we offer



Multiple insurance providers and employment benefits cover our PGT-A test



Private medical couriers ensure your sample is safe



Genetic counseling support

<sup>2</sup> Buldo-Licciardi, J., Large, M.J., McCulloh, D.H. et al. Utilization of standardized preimplantation genetic testing for aneuploidy (PGT-A) via artificial intelligence (AI) technology is correlated with improved pregnancy outcomes in single thawed euploid embryo transfer (STEET) cycles. J Assist Reprod Genet (2023).

# Connect with us

We recognize each sample that comes through our laboratory belongs to an individual with their own unique story and journey



Speak to your clinician to see if PGT-A is right for you



Follow our patient Instagram channel

